

## How to set up Dimplex Capa voice assistant

### Install Google Home and Google Assistant apps on your device

Google Home users may have the following steps already set up

1. Install the Google Home app on your device (from Google Play or the Apple App Store).
2. Install the Google Assistant app on your device (from Google Play or the Apple App Store).
3. Create an account or sign in with an existing account
4. Run through the setup process of adding a Home
5. Add your Google Home speaker to the home you created – please ensure that when setting up the speaker that you have enabled “Personal Results”, otherwise the skill will not work.




### Add English Language to your mobile device

The Dimplex Capa action currently only supports English. If your device is set up with any other language, this step is important.

1. Open your device settings
2. Ensure English is the selected language.




### Add English Language to your Google Home

The Dimplex Capa action currently only supports English. If your device is set up with any other language, this step is important.




3. Open the Google Home app 
4. Tap Account 
5. Tap Settings , then Assistant, then Languages
6. Tap Add a language
7. Select English UK (or English US)

### Load the list of available actions

Android:

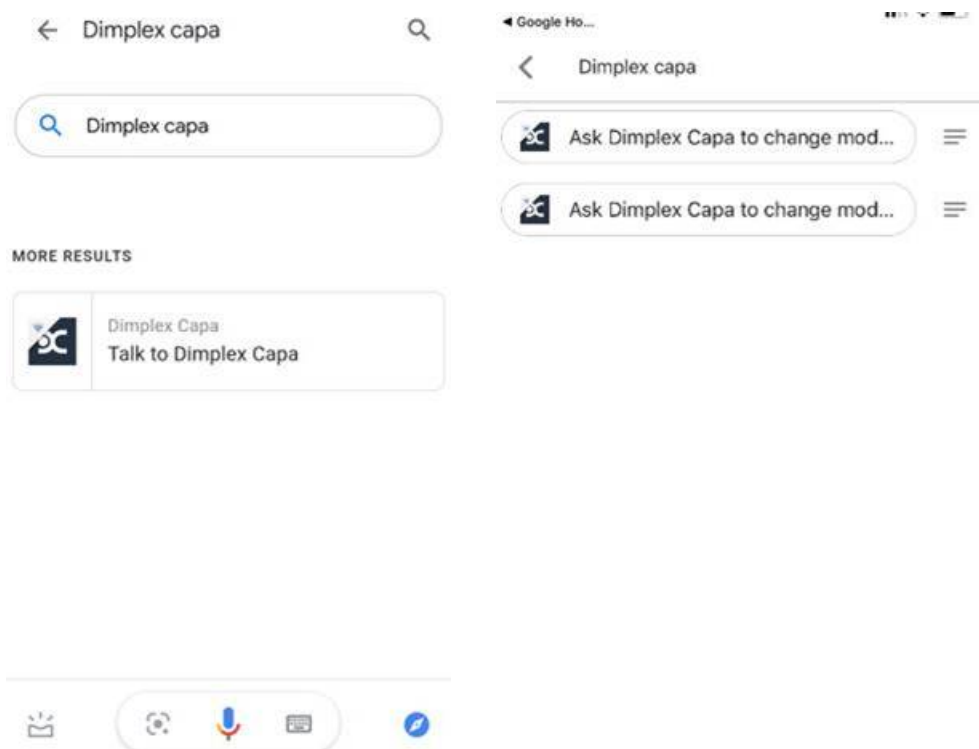
1. Open the Google Home app. 
2. Tap Account 
3. Tap **Settings** and then **Services** tab and then **Explore** 

iOS:

1. Open the Google Home app 
2. Tap Account 
3. Tap Explore 


## Search for Dimplex Capa

1. When at the list of actions - search for “Dimplex Capa” – the following will appear:



2. Tap on the Dimplex Capa icon (Android) – or the menu icon on the right (iOS)

← Dimplex Capa    📌    🔄    🔍



**Dimplex Capa**  
Glen Dimplex ★0.0

[Link](#)

Voice control is now available for compatible Dimplex electrical heating devices. The Dimplex Capa app can easily be set up for voice control and lets you control sites such as home, holiday...

[READ MORE](#)

ASK YOUR ASSISTANT

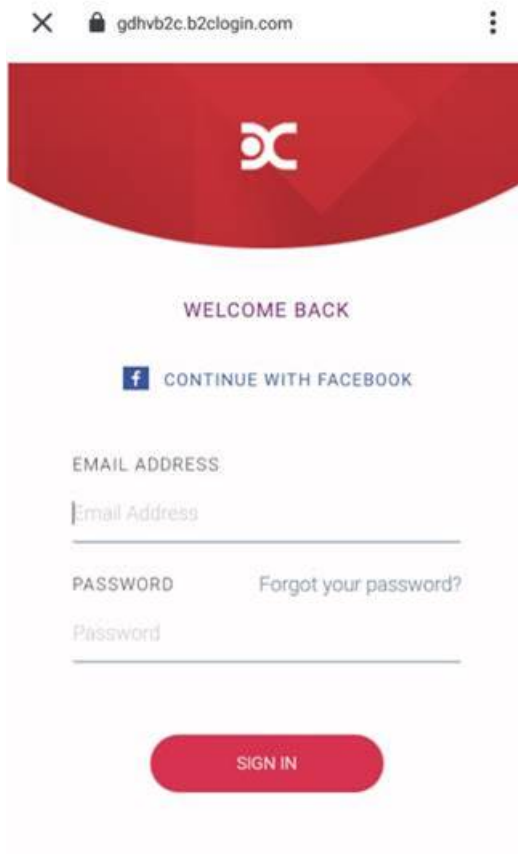
🗣️ Ask Dimplex Capa to set temperature

🗣️ Talk to Dimplex Capa

🗣️ Ask Dimplex Capa to change mode in

📧    🔄    🗣️    📄    📍


3. Click on the "Link" button. This will launch the Dimplex Capa login page



gdhvb2c.b2clogin.com

**DC**

WELCOME BACK

 CONTINUE WITH FACEBOOK

EMAIL ADDRESS

Email Address

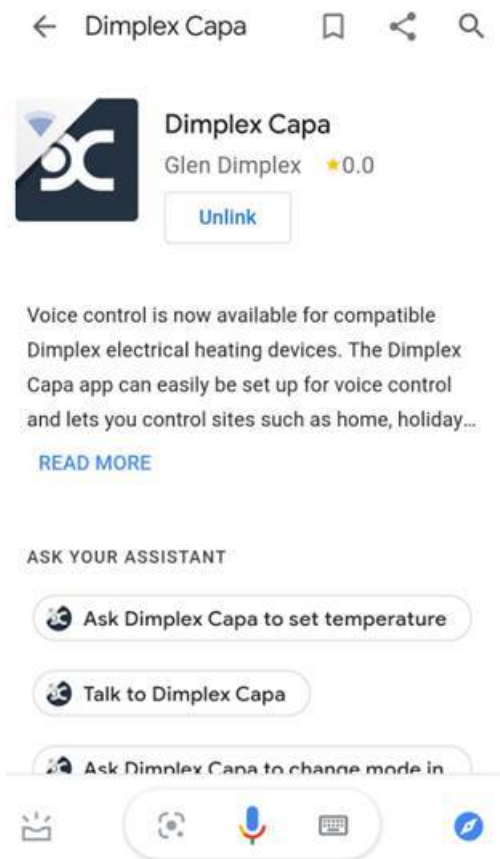
PASSWORD [Forgot your password?](#)

Password

SIGN IN

4. Sign in with your Dimplex Capa account

- When you return to the Google Home app – the “Link” button will now say “Unlink”.



- Your account has been successfully linked

## Ensure your Site Names and Zones are in English

- Open the Dimplex Capa app on your device
- Ensure any sites you want to control have a common English name, eg: Home, Cabin, House, Office, etc
- Ensure any zones have a name that was in our predefined zone list.

Space/ Category	Zone Names
Home	Hallway, Kitchen, Living Room, Dining room, Bathroom One, Bathroom Two, Bedroom One, Bedroom Two, Bedroom Three, Bedroom Four, Storage room, Upstairs, Downstairs, Room One, Room Two, Room Three.
Office	Floor One, Floor Two, Floor Three, Office One, Office Two, Office Three, Kitchen, Reception, Room One, Room Two, Room Three.
Holiday Home	Hallway, Kitchen, Living Room, Dining room, Bathroom One, Bathroom Two, Bedroom One, Bedroom Two, Bedroom Three, Bedroom Four, Storage room, Upstairs, Downstairs, Room One, Room Two, Room Three.

## Use the Google action

Everything should now be set up. Start talking to your assistant. You can start with saying things like:

- "Talk to Dimplex Capa"
- "Ask Dimplex Capa to increase temperature"
- "Ask Dimplex Capa to decrease temperature"
- "Ask Dimplex Capa to set temperature"
- "Ask Dimplex Capa to change mode"
- "Ask Dimplex Capa to get next mode"
- "Ask Dimplex Capa when mode ends"

When you get more comfortable with the system and don't require prompts, you can try phrases like:

- "Ask Dimplex Capa to increase temperature in Kitchen by 2 degrees"
- "Ask Dimplex Capa to decrease temperature in Bedroom One by 3 degrees"
- "Ask Dimplex Capa to set temperature in Kitchen to 22 degrees"
- "Ask Dimplex Capa to set normal in Kitchen"
- "Ask Dimplex Capa to set constant eco in Bedroom One"
- "Ask Dimplex Capa to set eco in Kitchen until 3pm"
- "Ask Dimplex Capa to set constant comfort in all zones"
- "Ask Dimplex Capa to get next mode in Kitchen"
- "Ask Dimplex Capa to when mode ends in Kitchen"

You do not necessarily need a Google Home speaker to use the action. If you have the Google Assistant app on your phone/tablet, the action works exactly the same.